

JVC

SERVICE MANUAL

COLOR TELEVISION

AV-27120_{/X(US & CA)}

BASIC CHASSIS

AV-27120_{/AX(US & CA)}

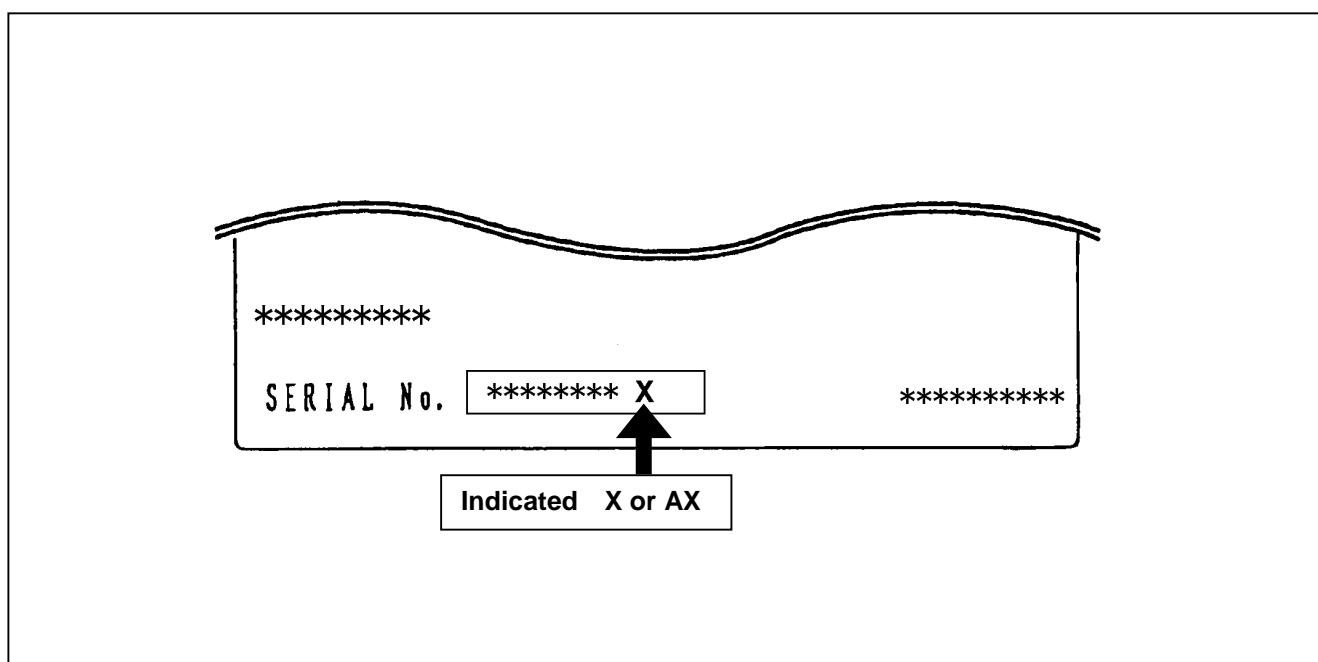
FV3

Supplementary

The following item for the AV-27120_{/X(US&CA)}, AV-27120_{/AX(US&CA)} model were changed from those of the AV-27120_(US&CA), AV-27120_(A US&A CA) model. Therefore, this service manual describes only the items which differ from those of the AV-27120_(US&CA), AV-27120_(A US&A CA) service manual. For details other than those described in this manual, please refer to the AV-27120_(US&CA), AV-27120_(A US&A CA) service manual (No.51682, May. 2000).

MODEL IDENTIFICATION

While referring to the illustration given below, identify model name on the rating label affixed to the rear cover.



■ DIFFERENCE PARTS LIST

● MAIN PWB PARTS LIST (Page30~33)

△	Ref. No.	Parts Number		Parts Name	Remarks
		AV-27120(US&CA) (No.51682)	AV-27120/X(US&CA) (No.51682B)		
		SFV-1031A-M2	SFV-1047A-M2	Main PWB	Not Interchangeable
	R1001	QRE121J-5R6Y	_____	C RESISTER	Delete
	R1005	QRG01GJ-121	_____	OM RESISTER	↑
	R1146	NRSA02J-273X	NRSA02J-562X	CHIP RESISTER	Not Interchangeable
	C1006	QETN1CM-476Z	QETN1EM-476Z	E CAP.	↑
	C1013	_____	NCB21HK-104X	CHIP C CAP.	Addition
	C1138	QETN1CM-476Z	QETN1EM-476Z	E CAP.	Not Interchangeable
	C1217	QETN1CM-476Z	QETN1EM-476Z	E CAP.	↑
	C1511	QETN1CM-476Z	QETN1EM-476Z	E CAP.	↑
	C1617	QETN1CM-476Z	QETN1EM-476Z	E CAP.	↑
	C1623	QETN1CM-476Z	QETN1EM-476Z	E CAP.	↑
	C1680	QETN1CM-476Z	QETN1EM-476Z	E CAP.	↑
	C1716	QETN1CM-476Z	QETN1EM-476Z	E CAP.	↑
	C1751	QETN1CM-476Z	QETN1EM-476Z	E CAP.	↑
	C1922	QEH2CM-336	QEHQ2CM-336	E CAP.	↑
	L1001	QQL03BJ-150Z	_____	PEAKING COIL	Delete
	D1002	MTZJ5.1B-T2	_____	CHIP ZENER	↑
	IC1001	_____	AN7805F	I.C.	Addition
	IC1701	M37272MA-050SP	M37272MA-053SP	I.C.	Not Interchangeable
△	TU1001	QAU0069-001	QAU0199-001	TUNER	↑

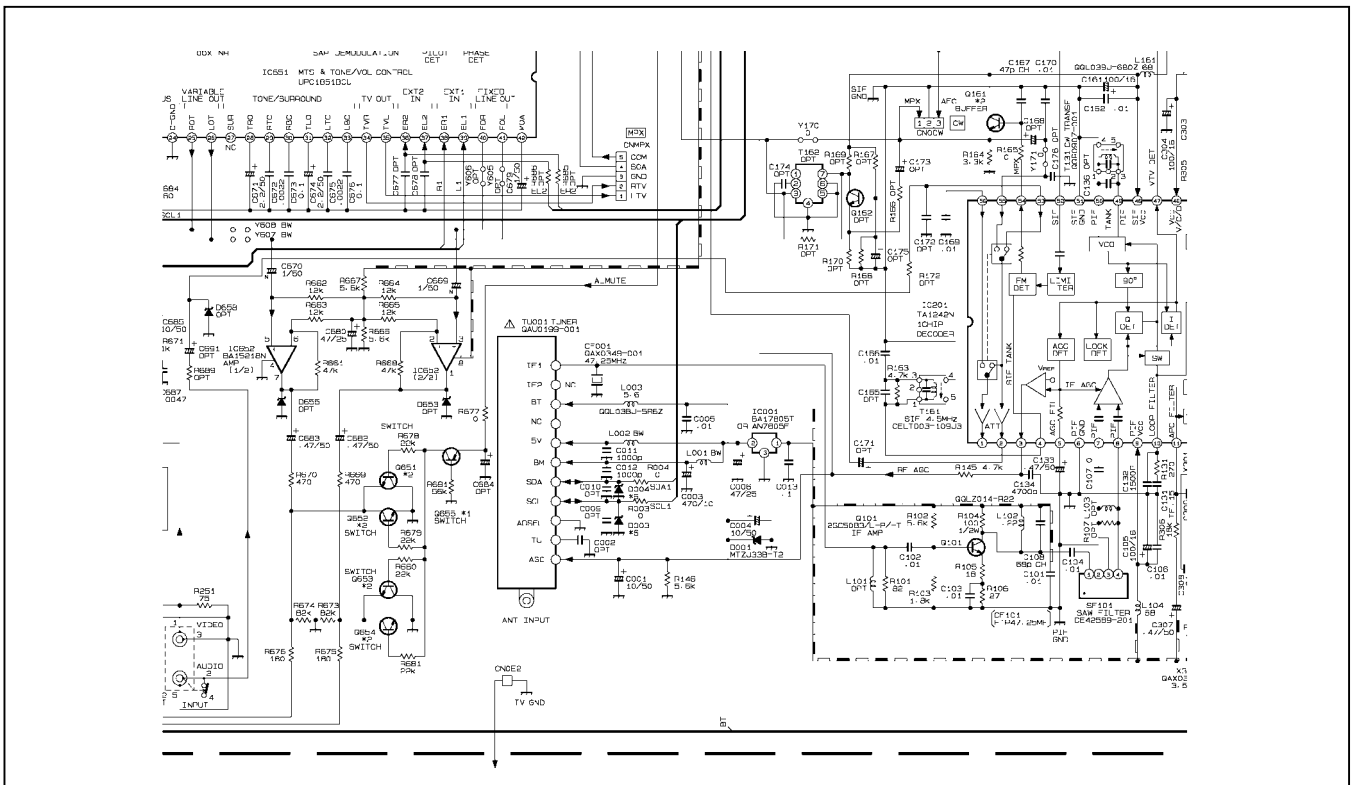

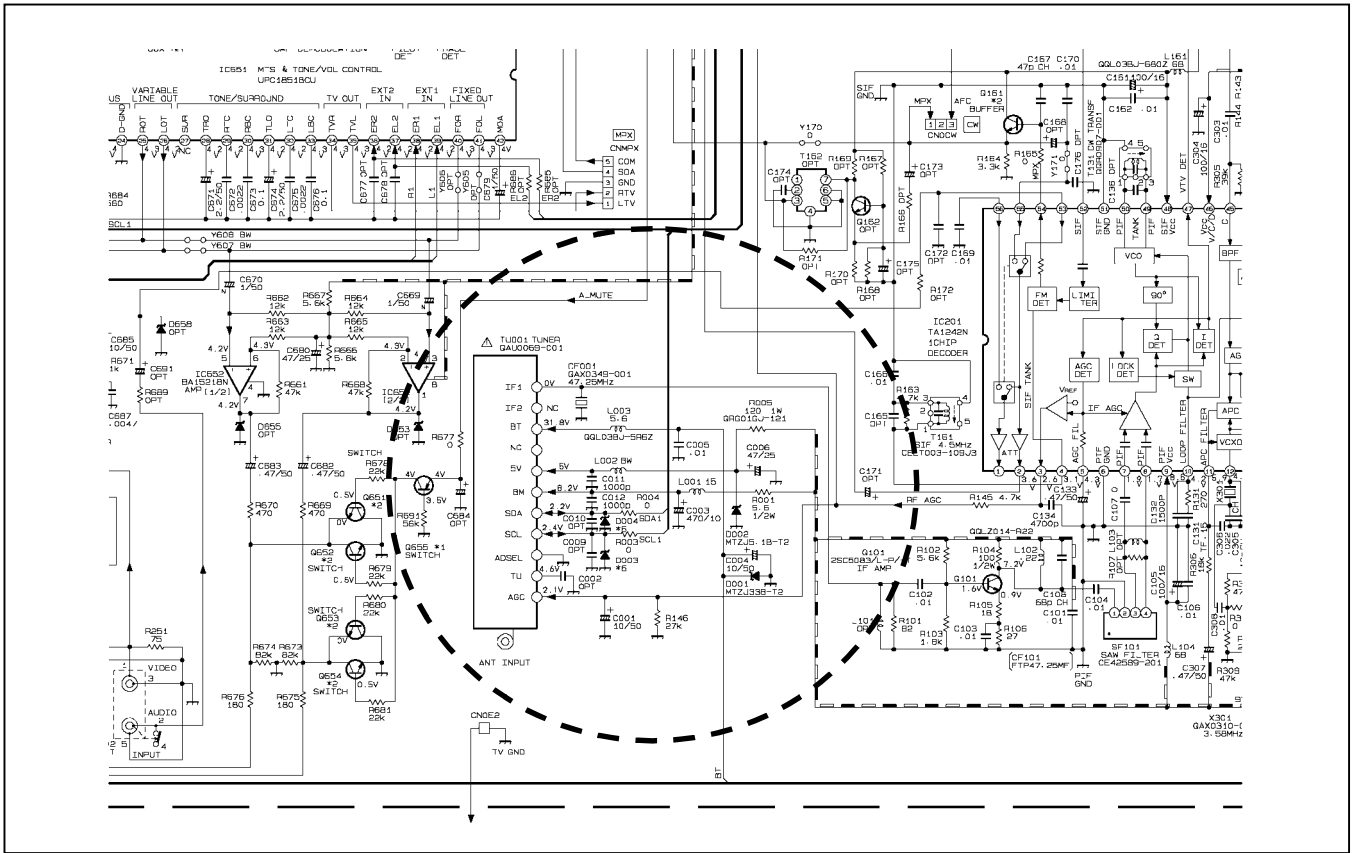
● MAIN PWB PARTS LIST (Page34~37)

△	Ref. No.	Parts Number		Parts Name	Remarks
		AV-27120A(US&CA) (No.51682)	AV-27120/AX(US&CA) (No.51682B)		
		SFV-1033A-M2	SFV-1048A-M2	Main PWB	Not Interchangeable
	R1001	QRE121J-5R6Y	_____	C RESISTER	Delete
	R1005	QRG01GJ-121	_____	OM RESISTER	↑
	R1146	NRSA02J-273X	NRSA02J-562X	CHIP RESISTER	Not Interchangeable
	C1013	_____	NCB21HK-104X	CHIP C CAP.	Addition
	L1001	QQL03BJ-150Z	_____	PEAKING COIL	Delete
	D1002	MTZJ5.1B-T2	_____	CHIP ZENER	↑
	IC1001	_____	AN7805F	I.C.	Addition
	IC1701	M37272MA-050SP	M37272MA-053SP	I.C.	Not Interchangeable
△	TU1001	QAU0069-001	QAU0199-001	TUNER	↑

● PACKING (Page38)

△	Ref. No.	Parts Number		Parts Name	Remarks
		AV-27120(US&CA) AV-27120A(US&CA) (No.51682)	AV-27120/X(US&CA) AV-27120/AX(US&CA) (No.51682B)		
△	6	LCT0606-001A-A	LCT0606-001B-A	INST BOOK (CA) [FRENCH]	Not Interchangeable

Changed around the Tuner(Page 2-7)



JVC SERVICE & ENGINEERING COMPANY OF AMERICA

DIVISION OF JVC AMERICAS CORP.

Head office :	1700 Valley Road, Wayne, New Jersey 07470	(973)315-5000
East Coast :	10 New Maple Avenue, Pine Brook, New Jersey 07058	(973)396-1000
Midwest :	705 Enterprise St. Aurora, Illinois 60504	(630)851-7855
West Coast :	5665 Corporate Avenue, Cypress, California 90630	(714)229-8011
Southwest :	10700 Hammerly, Suite 105, Houston, Texas 77043	(713)935-9331
Hawaii :	2969 Mapunapuna Place, Honolulu, Hawaii 96819	(808)833-5828
Southeast :	1500 Lakes Parkway, Lawrenceville, Georgia 30243	(770)339-2582

JVC CANADA INC.

Head office :	21 Finchdene Square Scarborough, Ontario M1X 1A7	(416)293-1311
Vancouver :	13040 Worster Court Richmond B.C. V6V 2B3	(604)270-1311

JVC[®]